



HelpKidzLearn is a fantastic online subscription portal that provides over 100 accessible games and activities. The activities cater for a wide range of users with severe and complex needs and learning disabilities, and are accessible by mouse and keyboard, one or two switches, touch and eye gaze.

1. To access this amazing resource open your web browser and go to:

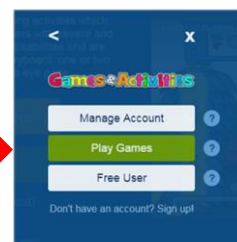
www.helpkidzlearn.com

(you will need internet access/wifi to access this)

2. Click on “Games and Activities” and then click on “Login”



3. On the next screen click on “Play Games”



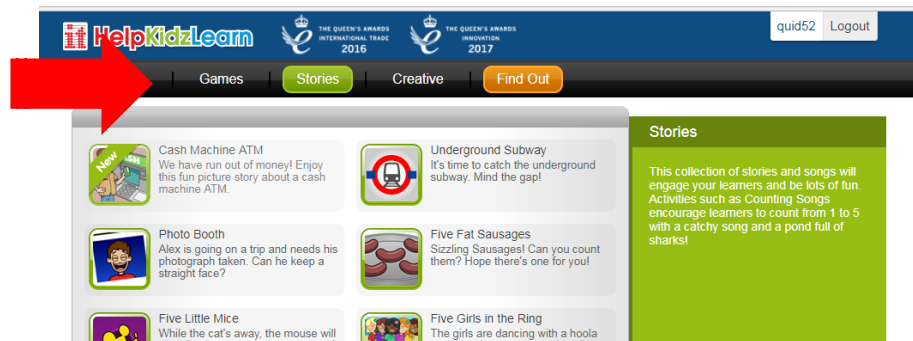
4. You will now be asked to enter your user name and password:

Username: LifeLitesShared


Password: password1

****Please ensure you logout at the end of your session by clicking “log out” on the top right corner of the screen.****

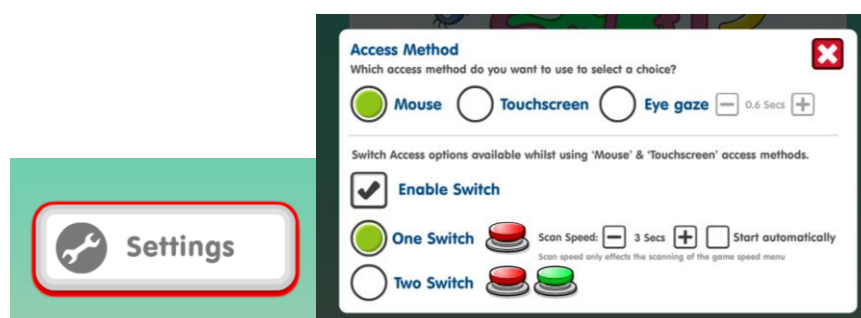
5. Once you are logged in click on the tabs along the top of the screen (Early Years, Games, Stories, Creative, Find out) to explore all the different games and activities available:



6. Click on the game you want to load and then click on “Click to play” on the right hand side of the screen:



7. Before you play the game click on the settings icon to choose if you are playing using a touchscreen, mouse, eye gaze or switch:



If you experience any difficulties logging in or you have any questions or need additional support please contact us

techsupport@lifelites.org 07833 251755